



PIEDMONT DISTRICT FOOTPRINTS

VIRGINIA FEDERATION OF GARDEN CLUBS, INC.
MEMBER, NATIONAL GARDEN CLUBS, INC.
VOLUME 36, NO. 2 FALL 2024

A Message from President Diane Burgess

As summer ends as quickly as it came, we look forward to fall, the beginning of garden club meetings and the excitement that comes with new activities.

For the District, fall starts with our Piedmont District meeting on October 14th. All club members and guests are invited! Have your club send in the registrations as soon as possible for good seating. We will return to the lovely Virginia Crossings Hotel, the popular location of our last meeting. Enjoy morning coffee as you browse our excellent vendors. This semi-annual meeting will have a streamlined agenda. Lunch will be a bountiful buffet of hot and cold entrees sure to please every appetite. Following lunch, Arlene Sewart, a well-known master designer, will create five amazing arrangements - all to go home with our lucky winners. See meeting details, p 3, and the registration process and forms pp 12 and 13.

As clubs meet with new programs, new activities and the wonderful experience of just being together, have you thought about inviting a friend? Your officers and chairmen will have planned an enjoyable year and some of their programs might even lead to applying for an award or grant. See p 4.

At the June NCG Convention in Denver, our District received 22 NGC certificates, the most of any District in the state! Congratulations! We are so proud of our clubs' wonderful accomplishments. See p 4 for the list.

I hope you are enjoying the **DESIGN 101** tutorials featured in each edition of *Footprints* (also available on our website). These fun and educational lessons are easy to follow at home. And if you'd like to work with Kathy in person, join the **Design 101 Workshop on October 21, 1:00 pm** at the Manakin Episcopal Church, See the registration form on p 17.

Our clubs have been busy over the summer. There were three Flower shows: June 10th *Designers' Guild* NGC Horticulture Specialty Show, which qualified to further apply for a State Award; and in July, two back-to-back NGC Standard Flower Shows at the Fredericksburg Fair, sponsored by the *Chancellor Garden Club's* 24 members. Outstanding and beautiful accomplishments!

In June, I learned of *Nathaniel Causey Garden Club's* **\$1,400 donation to the VFGC Scholarship Fund.** Many, many thanks to the generous members of Nathaniel Causey GC whose Petersburg Country Club event earnings resulted in this important donation!

The "Beach Boys & Good Vibrations" are coming! Our *District Flower Show Judges' Council* will host an NGC **Design Specialty Flower Show on September 30th** with 64 "groovy" floral designs... surely a most enjoyable trip down memory lane. (p 10)

Looking ahead, mark your calendars:

-The Piedmont Spring Meeting will be held on lucky March 17th.

-April 28 & 29, the State Convention will be held here in Richmond. The award-winning Westin Hotel at Reynolds Crossings has been selected for the convention. Great programs and workshops are planned, distinguished guests are invited; and, very importantly, our own Sally Harrison will be installed as the next VFGC President. Mark your 2025 calendars!

I wish you all a fun and inspiring club year as we continue **Growing Together.**

Diane

Looking Forward to the Tranquility and Hope of Autumn

Lorna Boucher, Piedmont District Chaplain

*Season of mists and mellow fruitfulness,
Close bosom friend of the maturing sun;
Conspiring with him how to load and bless
With fruit the vines that round the thatch-eves run;
To bend with apples the moss'd cottage-trees,
And fill all fruit with ripeness to the core;
To swell the gourd, and plump the hazel shells
With a sweet kernel; to set budding more
and still more, later flowers for the bees,
Until they think warm days will never cease,
For summer has o'erbrimmed their clammy cells.*

– John Keats

How did your gardens grow? This summer has thrown a fine mixture of weather conditions to play havoc with our gardens! Too much heat and insufficient rain turning everything to wilting brown or orange - too much humidity causing human discomfort - too much rain and too many storms, several of them causing enormous devastation in some areas leaving families homeless and bereft. What more does nature have in store for us, I wonder?

Having said all that, the human race is blessed with God-given fortitude, so that in the face of adversity, its members will buckle down with willpower to press on and deal with the good and the bad until some measure of balance is finally restored, or at least on the way. For sheer determination, honey bees win a prize for finding flowers to give them nectar for honey production, but also to aid in their vital task of pollination. Without those tiny insects, we would be in serious trouble.

Many schools and churches will soon be celebrating harvest time with thanksgiving for goodness received from Earth's bounty, but they will no doubt also give thought to those who have not fared so well this past summer,

Let us give thanks for our blessings and pray for peace, tranquility and hope to reign supreme in the season of Autumn 2024.

CALENDAR

- Sept 15 Deadline: Grants to Beautify & Restore
- Sept 15 Deadline: Youth Project Grants
- Sept 30-Oct 1 VFGC Landscape Design School
- Oct 1 State Fair VFGC Booth 3-7 pm
- Oct 2 State Fair VFGC Booth 10 am – 3 pm
- Oct 14 Piedmont District Fall Meeting
- Oct 15 Deadline NGC Grant Applications
- Oct 23-27 VMFA Fine Arts and Flowers
- Nov 1 Deadline: *Footprints* and *ODG*, Winter
- Nov 11-12 VFGC Symposium, Roanoke
- Dec 1 Awards Applications deadline
- Jan 10 Smokey Bear poster submittals due
- Feb 1 Deadline: *Footprints* and *ODG*, Spring
- Feb 15 Deadline: Piedmont District Grants
- Mar 17 Piedmont District Spring Meeting



Piedmont District Memorial Moment

The traditional “memorial moment” will be held at the Spring 2025 meeting. Please send notices of deceased members to Lorna Boucher:

lornaboucher710@gmail.com

Include: club name, deceased member's name, year of passing, and whether she/he served as president and/or was a charter member.

Preview – Piedmont District Fall Meeting Design Program

Lili Aram-Bost, District Program Chair

“Structures & Stems: Creative Armature Fun”

Arlene Stewart, our presenter, will use different materials to create armatures and then incorporate them into five floral designs. (Not all Armature Designs; rather, designs using armatures.)



Arlene Stewart has been a member of Centennial Garden Club in Manassas, VA since 2004 and is the former NCA (National Capital Area Garden Clubs) President. Arlene became interested in floral design after entering her club's flower shows. There were three flower show judges in her club at that time, and they encouraged her to enter shows and go to Flower Show School. She is now a Master Flower Show Judge, VP of the NCA Judges Council and a member of Floralia (the NCA Designer Group) and CFAA. Creative Floral Designs are her favorite and she enjoys encouraging others to have fun with flowers.

PIEDMONT DISTRICT FALL MEETING

Monday, October 14, 2024

Registration Deadline
October 4



WHERE: Virginia Crossings Hotel & Convention Center
1000 Virginia Center Parkway
Glen Allen, VA 23059

SCHEDULE & PROGRAM

8:30-10:00	Registration, Coffee, and Shopping
10:00 -11:00	General Meeting
11:00-12:00	Break / Shopper's Spree
12:00-1:00	Luncheon
1:00-2:45	Design Program: <i>Arlene Stewart</i>

EVENT COST: \$45.00

MENU:

A delicious buffet will feature green salad, composed salads, two hot entrees, plus a hot vegetarian entrée and gluten-free option, choice of three desserts, rolls and butter. Coffee and Tea.

To Register – Deadline October 4th- First review the registration process on page 12 of this *Footprints* issue.

Reservation Form – see page 13 of this *Footprints* issue or download from the website:
<https://www.piedmontdistrictvfgc.org/>

Special for Piedmont District Members: if you wish to enjoy the hotel and amenities including buffet breakfast, you may book a hotel stay October 13th at the rate of \$139 plus taxes. Call 804-727-1400, extension 0, and ask for Piedmont District group rate – code 90R. You may also reserve your room online using group code 90R <https://group.tapestrycollection.com/uszosz>

Deadline for hotel booking is September 27th.



Congratulations on NGC Recognition!

For VFGC, **Piedmont District Clubs** earned the most *NGC Certificates in Appreciation* this year.

Violet Bank – for their Beautification Project – decorating the Violet Bank Museum.

Oxford – for their Beautification Project - the Manwood Temple of Masons.

Town & Country - for their Roadside Plantings.

Sleepy Hollow - received three certificates - for their Publication: Year End Look Back, Floral Design Program, and their Community Project with Native Plants/Wildflowers.

Thomas Jefferson - received one certificate for Environmental Education Project with Youth and another for Landscaping Public Grounds.

Hilliard Park - received three certificates: National Garden Week, Therapy Garden with Habitat for Humanity, and Landscaping Religious Grounds.

Rappahannock Garden Club of White Stone – certificate for their Club Brochure.

Salisbury Garden Club - earned eleven Certificates for Community Gardens, a Plant together Project; for Therapy Gardens at Spring Arbor Nursing Home, for Membership Awareness, for Newsletter, for Membership Brochure, for their website, for National Garden Week, for their Horticulture Education for Youth Project; and for their Environmental Education Project with Youth. Most impressive!

Does Your **CLUB** Make a Difference?

Joanne Wallace, Piedmont District Awards Chair

VFGC President Val Story's theme for her term is 'Everyone makes a difference.' I'd like to take that a step further and suggest that 'Every garden club makes a difference.'

In a very tangible and collective way, each club contributes to the betterment of our communities. How? At the very least we meet to encourage each other in making our little corner of the world a little more beautiful, sometimes in small ways and oftentimes in larger ways, which in themselves provide their own personal rewards.

At the club level, a more cohesive and unified goal can create a sense of achievement shared by each member, available through the Awards program. Did you know that there are over 30 ways to accomplish that? Here a few of them:

- Decoration of Historic Building (PD-9)
- Floral Design Program (PD-14)
- *The Saved Seed* Education Award (PD-24)
- Publications (8 different categories)

In addition, there are awards available at the State, District, and National levels.

The Piedmont District Awards program offers assistance to every club. You will find a step-by-step guide on our website:

<https://www.piedmontdistrictvfgc.org>

This will be my sixth year as awards chairman -- letting you know there are no questions for which I do not have an answer. Check out our website. Contact me. Every **club** makes a difference! **The deadline is December 1.**

Joanne Wallace

dougandjoanne@gmail.com

(804) 683-9006

It's Time for the Smokey Bear/ Woodsy Owl 2025 Poster Contest

Pat Merson, District Chair

As schools and garden clubs start up the new year, it's the perfect time to think about participating in the Smokey Bear/Woodsy Owl Poster Contest. Please visit the VFGC website for contest information and complete rules to share with a participating school or scout or church group.



Congratulations to *Sleepy Hollow Garden Club* for submitting the first grade winning poster on the VFGC level and the SAR level. Pictured left is first-grader Bianca with her winning poster and her teacher from Thelma Crenshaw Elementary School in Midlothian.

Photo permission granted.

Let's have another year of award-winning posters!

Posters are due by January 10, 2025.

Please send the posters to:

Pat Merson

11231 Woodland Pond Pkwy.

Chesterfield, Virginia 23838

Thank you for your continued support of the poster contest!

It's State Fair Time!

If you would like to have fun and introduce "kids of all ages" to horticulture and floral design, come on out and help with the VFGC hands-on activities at the State Fair.

October 1st from 3-7 pm

October 2nd from 10 am – 3 pm

To volunteer, contact VFGC Coordinator Judy

Durant: jgdurant@verizon.net

Apply for District Grants by Feb 15

Lynn Bell, Chair

Piedmont District will continue to offer grants for NEW and CONTINUING worthy club projects during the 2024-25 term. Worthy projects can include landscaping at schools, libraries, roadsides and other public spaces, environmental and community projects, youth activities, and garden therapy. Priority will be given to projects that promote the Presidents' Projects (NGC, SAR, VFGC) and that could not be undertaken without some financial assistance.

Why not consider applying for funds for a club project? The "user friendly" grant application form is included in this *Footprints* issue (p 18) and is also on the PD website. Please submit only one application per club per year. Deadline for submission is February 15, 2025. Applications will be reviewed by the committee, and winners will be announced at the Spring District Meeting on March 17, 2025.

NGC Plant America Grants 2024-25

Through the Plant America Grant program, **up to \$2,000.00** may be awarded to be used for direct expenses of projects. Projects submitted for receiving a grant may be a joint venture with another organization/s. The scope of these projects in communities may include:

- Beautification and/or restoration
- Community gardens
- School gardens/classrooms
- Landscaping for Habitat for Humanity Homes
- Landscaping of Blue Star Memorial Markers
- Implementation of environmental practices
- A horticulture or environmental educational event for the public

Applications must be submitted by October 15.

To learn more and apply, go to:

<https://gardenclub.org/plant-america-community-project-grants>

VFGC Grants Deadline September 15

Melissa Damiano, VFGC Grants Chair

VFGC has two grant programs available to member garden clubs:

Youth Project Grants ('Keys to the Future'): Provides financial support for club members to work with youth and help them realize the rewards and life lessons from gardens and habitats for becoming good stewards of the earth. Contact: VFGC Chairman Lizzie Mann, kynana3@msn.com 276-739-2302 See application form pp 14-15 in this issue of *Footprints*.

Grants to Beautify and Restore: Provides financial support for clubs to restore gardens that have been damaged by natural disasters within Virginia OR beautify areas within Virginia garden club communities. Contact: VFGC Chairman Judy Ann Fray, ja.fray@verizon.net, 540-948-4220.

For more information and applications, go to: <https://viriniagardenclubs.org>.



VFGC Needs YOU!

Have you ever considered supporting your organization by participating at the State Board or Officer level? You know you'll get back much more than you contribute ...and you'll be making your world, and especially your state, a better place.

The time is now...so please do apply ...the application appears on p 16 of this *Footprints* issue, or can be downloaded from the website:

<https://viriniagardenclubs.org>.

Any questions, please contact me.

Mary Owen, Nominating Committee Chair
rxowen@aol.com / 434-390-3479



VFGC Symposium November 11-12, 2024

Judges, student judges and those who are just interested in learning more about horticulture and design... we will have tremendous instructors for our next VFGC Symposium, **November 11-12, 2024 at the Roanoke Council of Garden Club's Center in Roanoke.**

Lynn Fronk, an NGC Accredited Master Flower Show Judge and FSS Design and Procedure Instructor and former Garden Club of Ohio President, will be teaching us about **Tapestry and Framed Spatial Designs**. She will also be teaching the Allied Topic, **Botanical Arts – Bonded Designs** (Plaques and Collages). She has taught in 42 states and 7 Central American countries, judged major US flower shows and her designs have been published in *Designing by Types*. She is on the NGC Board and is currently serving as the NGC Symposium Chair.

Jan Griffin, NGC Accredited Master Flower Show Judge and Horticulture Flower Show and Symposium Instructor will be our horticulture instructor. She will teach us about **Bromeliads (Air plants, pineapples, quills, Spanish moss) and Goepertia (Prayer Plants, Peacock Plants)**. She will also be teaching an Allied Topic, **Creative Horticulture Staging**. When not teaching Symposium or Flower Show School, Jan teaches Floral Design classes in Florida. She is actively involved in the Florida Federation of Garden Club and the Florida FS Judges. Her comment to all her wonderful floral design friends is that you need great horticulture to create great designs!

For more information, or to receive a copy of the Symposium brochure, please contact Kathy Ward at klward@gmail.com or 804-921-1021 or Claudia Cosby at cosbych1205@gmail.com or 804-794-7798. Brochure and registration form also available on the website: <http://www.piedmontdistrictvfgc.org>

Sage Advice...

Janice Beatty- Horticulture Chair

Sage advice. It's not just about the turkey. There are close to 500 different sages grown in wild places across the globe. *Salvia officinalis*, cooking sage, is the one traditionally found at the holiday table flavoring the festive bird.

Cooking sage comes in many different varieties. You could have an entire garden of just *salvia officinalis*, and be impressed with the variety of colors, scents, size, texture and shape of the leaves. They serve as ornamentals in flower beds and herb gardens. With narrow, silvery leaves, flowering sage is a beauty when in full bloom. The pebbled blue-grey leaves of *Berggarten* are large and rounded, beautiful in front of garden beds. 'Golden' sage is marbled green and yellow, while 'Tricolor' is splashed with cream and purple, 'Purpurea' sports reddish violet and grey leaves.



These colorful sages grow quickly into handsome container plants over the course of one summer or will fill the corners of planting beds. Most are hardy in our zone 7 and will survive the winter. Doesn't it make you want to start a bed of aromatic sages for herb beds and colorful sages for hardy borders?

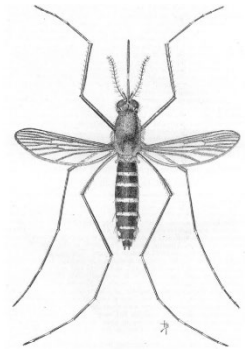
In herbal literature, sage is held in high regard as a medicinal plant. The name *salvia* comes from the Latin verb *salvere*- (to heal), root of our words, salve (wise) and the French toast salut (to your health). These plants offer many gifts-benefits to health, flavorings for the kitchen, variety of textures and form. They only ask for ordinary soil and sun in return.

Photo: [Herbs, the Complete Gardener's Guide](#)

Let's Party Outside

Carolyn Bedford, Conservation Chair

So, you are about to have your fall outdoor party; but as you start planning, you think, "What can I do about all the bugs, especially the mosquitoes?" Then you think, there is that SQUAD I see signs for. Then you recall you have read that the spray from places like the SQUAD kills bees... and we need the bees to pollinate the flowers we so happily grow. Is there an alternative? Yes, there are alternatives!



Here are some suggestions to try:

1. Buy a bug zapper! If you invest in one, you can use it over and over and not just once like the spray.
2. Use bug repellents that include 20% picaridin, 25-30% deet, or 30% concentrate of Oil of Lemon Eucalyptus.
3. Portable oscillating fans or ceiling fans make it hard for thin winged mosquitoes to fly and land on people.
4. Plant mosquito-repellent plants. If you have no room in your yard add them in pots around patios, grilling areas, places by the pool, or where kids may play. Examples are catnip, lemon grass, Basil, Marigolds, Lemon Balm, Citronella geraniums, Garlic, Rosemary, Lavendar, Peppermint, and Catmint.
5. Make sure there is NO STANDING WATER in flower pots or low spots in your yard. Mosquitos can breed and produce in as little as 4 days, so rain on Monday that leaves standing water can produce live mosquitoes on Thursday or Friday.
6. Keep your yard tidy. Remove leaves, weeds and tall grass. Mosquitoes love hiding in only two inches of plant matter or debris.

Let's go out there ...handle the mosquitoes, help keep our bee population living... and have fun!

Image: [freeimage.com](#)

DESIGN 101

aka Floral Design made Easy!

by Kathy Ward

Article Five: Petite Designs

With the large number of clubs having flower shows, I thought it would be helpful to discuss Petite Designs. Petite Designs are included in most flower show schedules, and many new designers are more comfortable making a smaller design.

According to page 73 of the *Handbook for Flower Shows* (2017 edition), a Petite Design is a design which is between 3 and 12" in height, width and depth. The actual required size will be defined by the schedule. The schedule may also specify whether fresh and/or dried plant material should be used and the design type (traditional, creative, or even a specific design type). Done correctly, petite arrangements are miniature versions of full-sized flower arrangements.

Creating a Petite Design

Step 1 - Prepare a Staging Panel

By making your staging panel first, you create a frame of reference to use while crafting your design.

- A staging panel is made by cutting two squares of heavy paper (or other material) using the height, width, and depth specified in the schedule. If you are creating a 6" x 6" design, you would cut two squares that are 6" by 6".
- Support one piece so that it will stand up. I usually tape a small glass bottle to the back of the paper, but any method that will hold the paper up without being visible from the front of the design is fine. The other paper will lie flat on the surface your design will set on. By using the same material (color and texture) for both squares, the design will stand out with a cohesive background.

Step 2 – Choose your Container

It is difficult to just look at a container and know that it will be the right size for a particular petite design size. Using the frame of reference you just created will help you to choose an appropriate container. Generally, the container will be about 1/3 as high as the vertical panel (height requirement). Containers can be purchased specifically for making petite designs - clay pots, glass bottles, acrylic or metal sculptures. Using a little imagination, you can also create containers using materials from around the house – a lipstick tube, a seashell, etc. I sometimes like to use an oven-bake polymer clay (Sculpey, FIMO) that you can purchase from craft stores to make my own ceramic-like containers.

Step 3 – Choose your Plant Materials

When choosing your plant material, you consider the color, texture, form, pattern, line and scale, just as you do when making larger designs. Selecting materials with the correct scale is probably the most challenging element. Fresh greenery that works includes air plant, *cryptomeria*, boxwood, wax flower, *nandina*, parsley, rosemary, etc. For fresh blossoms you could use *Limonium*, lavender, *coleus*, aster, *hydrangea*, miniature rose, and statice to name a few. Dried foliage, nuts, seeds, flowers and *lichen* can also be used.

Step 4 – Critique your Design

Once your design is finished, step back and take a critical look at it. Evaluate it for balance, contrast, dominance, proportion, rhythm and scale – the design principles. Be sure that nothing extends beyond the frame of reference. **Taking a photo of the design is a good way to evaluate it. From the photo, can you tell that it is a Petite Design ... or does it look like a full-sized design?**

If you enjoy making Petite Designs and would like to learn more, there is a wonderful book, *Guide to the New Petite*, written by Anna G. Burns. It contains many examples of Petite Designs of 5, 8 and 12" with a list of the materials used for each design.

Here are a few examples of Petite Designs:




5" x 5" Tubular Petite - Oven-baked clay container, dried *hydrangea* blossoms painted with nail polish, aluminum wire, orange fuel tubing



6" x 6" Petite - Pottery container, *iris* leaves, chive blossoms



10" by 10" Petite - Painted toilet paper tube, deodar cedar cone, painted sticks, paper shape



12" x 12" Petite - Metal sculpture, *equisetum*, miniature orchid blossoms



12" by 12" Petite - Dried *allium*, braided tube ribbon with wire inside



12" x 12" Petite - Driftwood, cone flower seed head, braided palm, *lichen*, *celosia*

DESIGN 101 *Live Workshop*

Open to all members of the Piedmont District
Led by Kathy Ward

When: October 21, 2024, 1:00 – 3:00 pm

Where: Manakin Episcopal Church
985 Huguenot Trail, Midlothian

What: Kathy Ward, one of our most gifted floral design instructors, will teach you how to make a traditional mass design– you will bring your container and specific floral material. There's nothing like hands-on learning – and you'll take home your beautiful design to enjoy.

To Register: use the form on page 17 of this *Footprints* issue or download from the website:
<https://www.piedmontdistrictvfgc.org/>

Garden Clubbing in the Piedmont

Chester Garden Club has begun a tradition of displaying patriotic floral designs in the Chester Library each year during the week of the 4th of July. The designs feature a red, white and blue theme and designers use "Designer's Choice" as their design type. *Submitted by Melissa Ray*



Richmond Designers' Guild staged an NGC Horticulture Specialty Flower Show on June 10th at Lewis Ginter Botanical Garden. Pictured is a winning exhibit by Judy Durant.



Rosecrest Garden Club will hold its annual Holiday Gala on October 16 at the Country Club of Petersburg. Doors open at 8:45, luncheon will be served at noon. Design demo by Betty Ann Galway. See the ad in *Old Dominion Gardener* for all the details and tickets. *Submitted by Lisa Cooley*

GOOD VIBRATIONS

Designing to the music of

The Beach Boys

An NGC Design Specialty Flower Show
Hosted by
Piedmont District Flower Show Judges Council of
Virginia Federated Garden Clubs, Inc.

Monday, September 30, 2024
Deep Run Park & Recreation Center
9910 Ridgefield Parkway
Richmond, Virginia 23233


804-310-6808

Member of: National Garden Clubs,
South Atlantic Region of Garden Clubs,
Virginia Federation of Garden Clubs, Piedmont District

FREE AND OPEN TO THE PUBLIC
1:00 pm – 4:00 pm

Calling All Photographers!

Gail Goodrich Harwood, ODG Editor



Thanks to all members who have submitted their beautiful photographs, not only for this issue, but for future issues. This is a terrific way to “travel” around the Commonwealth.

To submit your photographs:

- Select seasonal photographs to complement the ODG seasonal publication schedule. Select either long shots or close-up photos.
- Send 300 dpi jpegs – if submitting a phone photo, and your email gives you a size choice, select “Actual” or “Large” size.
- Photographs for the cover must be ‘portrait’ orientation – inside gallery photos may be either portrait or landscape orientation.
- If your photograph is not of your own garden or plant(s), please gain permission to print in the ODG.
 - Send to your district editor by the deadline—include your name and club name; add a caption & location of the photograph.
- Submission considered permission to print.

2023-25 Piedmont District Officers

President	Diane Burgess
Director of Programs	Lili Aram-Bost
Director of Hospitality	JoAnn McNabb
Treasurer	Claudia Cosby
Recording Secretary	Susan DelSordo
VFGC Nominating Comm Rep	Judy Hodges
Alternate	Mary Wiblin

Footprints & ODG

Send articles and photos in separate files to:
Gail Goodrich Harwood, Editor
email: Footprints@PiedmontDistrictVFGC.org
PHONE: 804-317-8091

Articles are due before the following deadlines:

NOVEMBER 1, 2024 – WINTER
FEBRUARY 1, 2025 – SPRING
MAY 1, 2025 - SUMMER
AUGUST 1, 2025 - FALL

Please mark your calendars to allow time to meet the due dates. Electronic transmission preferred, photos and graphics encouraged. Please submit photos in jpeg format as separate files, not embedded with text. Submit text in Word format, non-pdf. All articles welcome: club projects, special events, announcements about upcoming events. Mark the subject of your e-mail submission “Footprints” or “ODG” – ordinarily the same article will not appear in both publications, but some announcements and some parts of articles may appear in both.

Footprints masthead art: Black-eyed Susan and Bordered Patch butterfly © 2021 G Goodrich Harwood

The National Gardener
can be delivered
directly to your inbox. Free!
Subscribe on the NGC website:
<https://gardenclubs.org>

REGISTRATION INFORMATION

Piedmont District Fall Meeting Shopping, Luncheon, and Design Program

Monday October 14, 2024

Virginia Crossings 1000 Virginia Center Parkway
Glen Allen, VA 23059

Registration Deadline: October 4

Registration Process Steps

Please review before completing the Registration Form

STEP ONE - Via email: Club Contact sends registration info to the Registrar via email. Include: club name, club contact, number of seats requested (*no registrations by telephone*). List all who are attending (name and voting status). **Please pay particular attention to the correct spelling of names.**

STEP TWO - Via mail: Club Contact submits the completed registration form. The form must be **complete. Handwritten submittals must be legible** in order to facilitate the accurate preparation of nametags. Note that **each attendee's role and voting status must be completed according to the key.** With the registration form, **one check must be included covering all registrations.** Make check payable to VFGC/ Piedmont District.

STEP THREE - Registrar will confirm registration(s) to the Club Contact via email once the form and check are received.

STEP FOUR - Table assignments will be made in the order in which checks are received.

NOTE - Refunds cannot be made. Club Contact is responsible for managing substitutes in the event registrants cannot attend.

Registration Form – Piedmont District Fall Meeting

Monday October 14, 2024

Virginia Crossings 1000 Virginia Center Parkway Glen Allen, VA 23059

Registration Deadline: October 4

Club Contact Information

Club Name _____

Contact Name _____

Email address _____

Phone _____

Registrant Information

Name (print neatly please)	√ Voting Status if applicable *
	CP <input type="checkbox"/> VD <input type="checkbox"/> DO <input type="checkbox"/> DC <input type="checkbox"/> FDP <input type="checkbox"/>
	CP <input type="checkbox"/> VD <input type="checkbox"/> DO <input type="checkbox"/> DC <input type="checkbox"/> FDP <input type="checkbox"/>
	CP <input type="checkbox"/> VD <input type="checkbox"/> DO <input type="checkbox"/> DC <input type="checkbox"/> FDP <input type="checkbox"/>
	CP <input type="checkbox"/> VD <input type="checkbox"/> DO <input type="checkbox"/> DC <input type="checkbox"/> FDP <input type="checkbox"/>
	CP <input type="checkbox"/> VD <input type="checkbox"/> DO <input type="checkbox"/> DC <input type="checkbox"/> FDP <input type="checkbox"/>
	CP <input type="checkbox"/> VD <input type="checkbox"/> DO <input type="checkbox"/> DC <input type="checkbox"/> FDP <input type="checkbox"/>
	CP <input type="checkbox"/> VD <input type="checkbox"/> DO <input type="checkbox"/> DC <input type="checkbox"/> FDP <input type="checkbox"/>
	CP <input type="checkbox"/> VD <input type="checkbox"/> DO <input type="checkbox"/> DC <input type="checkbox"/> FDP <input type="checkbox"/>

*Voting Status Codes: CP= Club President VD= Voting Delegate (up to two delegates per club)
DO= District Officer DC = District Committee Chair FDP = Former District President

Total # of Registrations @ \$45: _____ **Total Check Amount:** _____ (one check)

Note: Buffet will feature a variety of hot and cold choices, including vegetarian and gluten-free options, and desserts.

Mail form and check payable to VFGC/Piedmont District to Registrar Johanna Gilbert:

8423 Shannon Green Court Henrico, VA 23228-1876 email: omagilbert@aol.com

GUIDELINES & APPLICATION

“KEYS TO THE FUTURE” Youth Project Grants

The “Keys to the Future” Youth Project Grants Program, with a simple application procedure, is sponsored by the Virginia Federation of Garden Clubs, Inc. for new or existing youth-centered programs. All VFGC clubs are encouraged to apply for a one-year grant up to \$1,000 for the purpose of working with youth and helping them realize the rewards and life lessons from gardens and habitats for becoming good stewards of the earth. The scope of these programs may include benefits to the community, environmental awareness/education, plant-to-food connections, outdoor classroom projects, horticulture education, and the social aspects of gardening.

APPLICATION DEADLINE: **SEPTEMBER 15** of each year
Must be submitted by a VFGC member garden club.

HOW TO APPLY:

Please fill out the Application form, include a budget and mail to:

Lizzie Mann
VFGC Grants Committee
19376 Stirrup Dr
Abingdon, VA 24211-6766

Phone: 276-739-2302

or email: kynana3@msn.com

PURPOSE: The purpose of “Keys to the Future” Youth Project Grants is to provide financial support for clubs working with youth on a specific project.

PROGRAM CRITERIA:

In evaluating grant applications, priority will be given to programs that emphasize one or more of these elements:

- number of youth participating/reached.
- benefits to the community
- environmental awareness/education
- horticulture educational focus or curricular/program integration
- plant-to-food connections.
- social aspects of gardening i.e., leadership development, team building, community support, or service-learning
- club member support and participation.

FUNDING GUIDELINES Grants will NOT be provided for:

- projects in which the club does not participate in some aspect.
- salaries or benefits of school personnel
- field trips outside Virginia.
- political action programs
- Eagle Scout projects
- capital drives and building funds.
- scholarships
- endowments
- lawsuits and litigation
- overhead costs
- consumables, one-time use items or giveaways, such as T-shirts, tote bags, food, admission fees, or tuition

Note: The same project is not eligible for both Youth Project Grants and Beautify & Restore Grants in the same VFGC fiscal year.



APPLICATION “KEYS TO THE FUTURE”

VFGC Youth Project Grant

DEADLINE: SEPTEMBER 15, 2024

Date: _____ VFGC District: _____

Name of VFGC Club: _____

Garden Club Contact Person submitting application (Name, address, phone number, email):

***This Chair will email you that your application was received. Please do NOT use hyperlinks.** Many judges write notes on the printed applications as they score. If information is important to your application, simply type information concisely.

New Project: Yes _____ No _____

Beginning date: _____ Expected Completion date: _____

Amount Requested: \$ _____ Amount Club Provides: \$ _____ Total Project Budget: \$ _____

Number of Youth Involved in Project _____ Number Reached by Project _____

Briefly Describe Project, how funds will be used include the following if applicable:

1. Briefly describe project. Application including budget should be no longer than 3 single-sided pages. If handwritten, please legibly PRINT.
2. What is the youth population you are working with on this project?
3. Approximately how many Garden Club Members will be involved in this project and in what roles?
4. Brief statement of any in-kind or volunteer services, please list organization & their role.
5. Location of Project: Ex. If a garden or greenhouse is to be built/used, where is it located?
6. Does your project require special approval of authorizing groups (i.e., school board)?
7. Must include a detailed budget denoting separate line-item cost of each material/component used (i.e. potting soil, pots, plants, etc.).

NOTE: Grant funds can only be used for the stated project. Unused grant funds must be returned to VFGC by May 15 with the Final Report. The same project is not eligible for both Youth Project Grants and Beautify & Restore Grants in the same VFGC fiscal year.

Judging is based on the following Scale of Points:

-Scope of Project	35
-Club Member Involvement	35
-Criteria Met (read Guidelines)	10
-Detailed Budget Completed	15

Attach Detailed Project Budget.

Any questions, please contact Lizzie Mann Phone: 276.739.2302

Mail Lizzie Mann 19376 Stirrup Dr, Abingdon, VA 24211-6766 **OR email:** kynana3@msn.com



Virginia Federation of Garden Clubs
Member of National Garden Clubs, Inc.
www.viriniagardenclubs.org

APPLICATION FORM FOR VFGC OFFICE 2025-2027 Term of Office
Application Postmark Deadline – September 15, 2024

NAME _____ PHONE _____

ADDRESS _____
Street City Zip +4

Name of present Garden Club(s) _____ District _____

A. List office, chairmanship or any other position held plus date served in the following:

- Garden Club _____
- District _____
- VFGC _____
- South Atlantic Region _____
- NGC _____

B. List membership in other organizations including position held:

C. Work Experience _____

D. Educational Background _____

E. List any recognition and honors received _____

F. Computer skills: Word _____ Excel _____ Other (list) _____

G. Check if applicable:

NGC Accredited Flower Show Judge _____

NGC Accredited Landscape Design Consultant _____

NGC Other Accredited Consultant (Gardening Study, Environmental)

H. Are you familiar with Parliamentary Procedure as in Robert's Rules of Order? Yes ___ No ___

I. State position you are interest in: _____

(Application may be made for any position but there is no guarantee of consideration for a specific position.)

Please complete the application and email or mail by September 15 to the Nominations Committee Chairman: Mary Owen

434-390-3479 email: rxowen@aol.com
P.O. Box 206 Fork Union, Virginia 23055

DESIGN 101

aka Floral Design made Easy!

Floral Design Workshop

October 21, 2024 – 1 – 3 pm

Creating a Traditional Mass Design

Would you enjoy participating in a stress-free couple of hours playing with flowers? Would you like to learn more about floral design? If so, this Piedmont District floral design workshop is for YOU!

The workshop will be held on October 21, 1-3 pm at:
Manakin Episcopal Church
985 Huguenot Trail
Midlothian

We will be creating a traditional mass design. The cost is \$15 per person.

To register, please fill out the form below and email/send it to Claudia Cosby at 3015 Mount Hill Drive, Midlothian, VA 23113-3923.

Approximately one week before the workshop, participants will be instructed what materials they will need to bring with them, including flowers.



Floral Design 101 Workshop Registration

Name _____ Garden Club _____

Email Address _____ Phone Number _____

Workshop @ \$15 per person Total Enclosed _____ Check No. _____

Include a check made out to VFGC/Piedmont District

Send to: Claudia Cosby, Piedmont District Treasurer

3015 Mount Hill Drive, Midlothian, VA 23113-3923

PIEDMONT DISTRICT GRANT APPLICATION
Deadline – February 15, 2025

Club: _____ Number of Members: _____

Club Contact Name: _____

Address: _____

Phone: _____ Email: _____

Type of Project: _____

(Can include Landscaping Public Spaces such as schools, other public building grounds, roadsides, etc.; Youth Activities; Garden Therapy; Blue Star Memorials; or other Environmental and Community Projects.)

Project Beginning Date: _____ Proposed Completion Date: _____
(Completion date should be no later than March 1, 2026)

Clearly describe your project on 1 side of paper. Use up to 3 additional sides for landscape plans, budget, and before photos.

- Location of project.
- Purpose of the project and who it will benefit.
- If a landscape project, give approximate dimensions and include copy of landscape plan.
- Include “before” picture of area.
- Include list of plant material.
- Include a proposed budget and source of funds, i.e., from club, outside.
- Source of manpower, i.e., club members, others.
- If this is a new phase of a project, briefly describe what was previously done and include a photograph of the previous project.
- Who will maintain the property once it is complete?
- If not a landscape project, fully describe the project.
- Priority and weight will be given to projects that support the Presidents Projects (NGC, SAR, VFGC). These funds are for new projects or projects not yet completed that clubs would be unable to undertake without grant.

PLEASE SUBMIT YOUR APPLICATION BY **February 15, 2025** TO: LYNN BELL, PIEDMONT DISTRICT GRANTS CHAIRMAN, 2361 CASTLE HILL ROAD, MIDLOTHIAN, VA 23113-1143 OR EMAIL IT TO lhbell1120@aol.com. ANY QUESTIONS CALL 804-320-8578. WINNERS WILL BE ANNOUNCED AND CHECKS AWARDED AT THE DISTRICT SPRING MEETING ON MARCH 17, 2025.